



## Cavity Filter Specifications

|           |                     |
|-----------|---------------------|
| Unit Name | Cavity Filter       |
| Part Name | CADPX8MR902/947N15B |
| Date      | April 21, 2003      |

| Written by | Checked by | Approved by |
|------------|------------|-------------|
|            |            |             |




Systron Inc.  
1274 - 3<sup>rd</sup> Avenue South  
Lethbridge, Alberta  
T1J 0J9 Canada

Phone: (403) 327-1444  
Fax: (403) 327-1480  
e-mail: [sales@systroninc.com](mailto:sales@systroninc.com)

CUSTOMER :

PART NO. : CADPX8MR902/947N15B

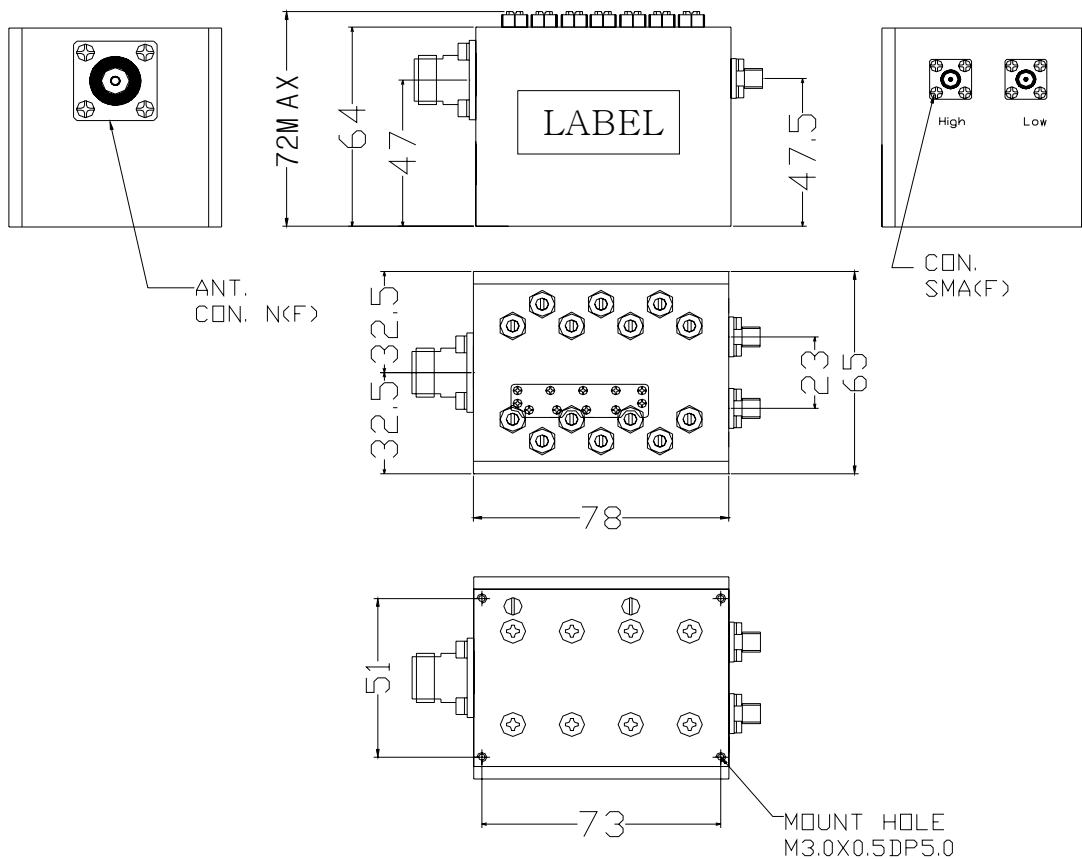
DATE : 2003/04/21

| WRITTEN BY   | CHECKED BY | APPROVAL |
|--|------------|----------|
|  |            |          |

### 1. ELECTRICAL SPECIFICATION

| ITEM                               | Low Band                    | High Band                  | REVISION |
|------------------------------------|-----------------------------|----------------------------|----------|
| 1> Center Frequency                | 902.5 MHz                   | 947.5 MHz                  | VER01    |
| 2> Band-width                      | 15.0 MHz                    | 15.0MHz                    |          |
| 3> I.L at BW                       | 1.0dB max.                  | 1.0dB max.                 |          |
| 4> Ripple at BW                    | 0.5 dB max.                 | 0.5 dB max.                |          |
| 5> Return Loss at BW               | 20.0 dB min.                | 20.0 dB min.               |          |
| 6> In/Out Impedance                | 50 Ohm                      | 50 Ohm                     |          |
| 7> Input Power                     | 10 W max.                   | 10 W max.                  |          |
| 8> Operating Temperature           | -10°C ~ +70°C               |                            |          |
| 9> Attenuation<br>■ Absolute Value | 63.0dB min.<br>at High Band | 63.0dB min.<br>at Low Band |          |

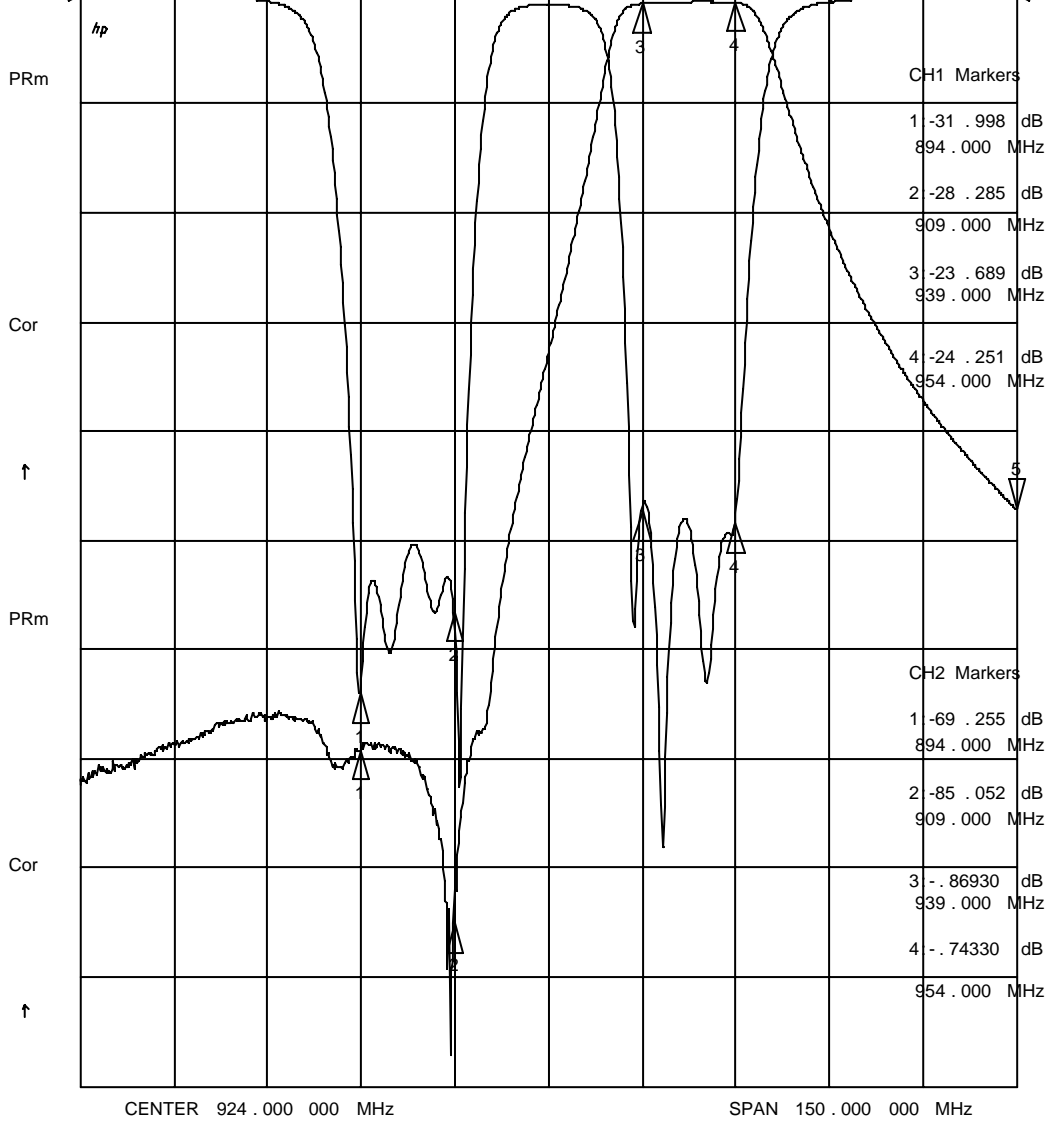
### 2. MECHANICAL DIMENSIONS



### 3. Data Sheet

2 Jul 2001 13:54:42

CH1 S11 LOG 5 dB/ REF 0 dB 5: -.10090 dB 5  
CH2 S21 LOG 10 dB/ REF 0 dB 5: -47.115 dB 999.000 000 MHz 5



2 Jul 2001 13:55:23

CH1 S11 LOG 5 dB/ REF 0 dB 5: -.10280 dB 5  
CH2 S21 LOG 10 dB/ REF 0 dB 5: -80.997 dB 999.000 000 MHz 5

