



Dielectric Filter Specifications

Unit Name	Dielectric Resonator Filter
Part Name	BP63R3570S60BY
Date	December 2, 2002

Written by	Checked by	Approved by



Systron Inc.
1274 - 3rd Avenue South
Lethbridge, Alberta
T1J 0J9 Canada

Phone: (403) 327-1444
Fax: (403) 327-1480
e-mail: sales@systroninc.com

CUSTOMER :

PART NO. : BP63R3570S60BY

DATE : December 2, 2002

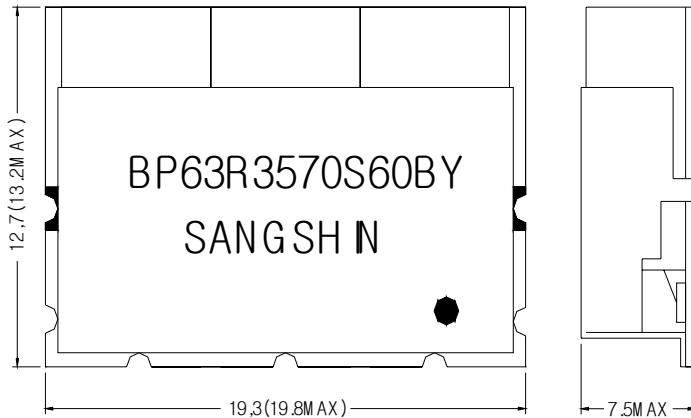
WRITTEN BY	CHECKED BY	APPROVAL BY

1. Electrical Specifications.

NO.	ITEM	Specifications	Unit
1	Center Frequency [fo]	3570	MHz
2	Pass Bandwidth [BW]	60	MHz
3	Insertion Loss in BW	2.5 max.	dB
4	Ripple in BW	0.8 max.	dB
5	Return Loss	14 min.	dB
6	In/Out Impedance	50	Ohm
7	Attenuation [Absolute Value]	37 min. @(2950 to 3275 MHz)	dB
		30 min. @(3865 to 4250 MHz)	dB
8	Operation Temperature Range	-40° C to +85° C	

2. Dimensions.

TOP VIEW

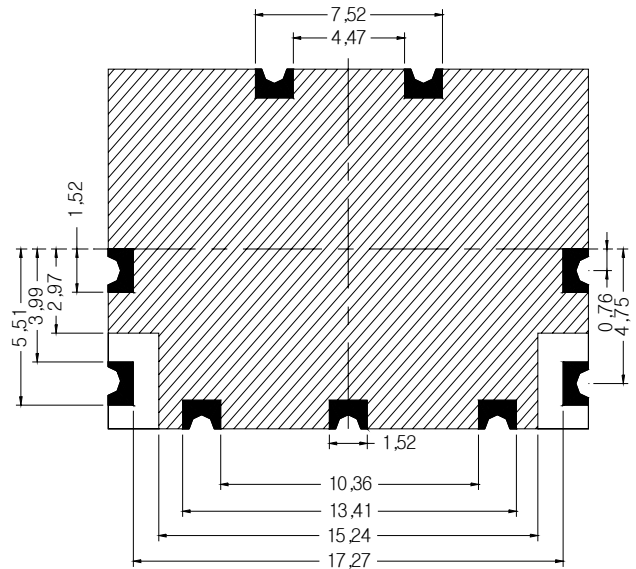


TOLERANCE : .X : ± 0.3
 .XX : ± 0.15

UNIT: mm

● : IN

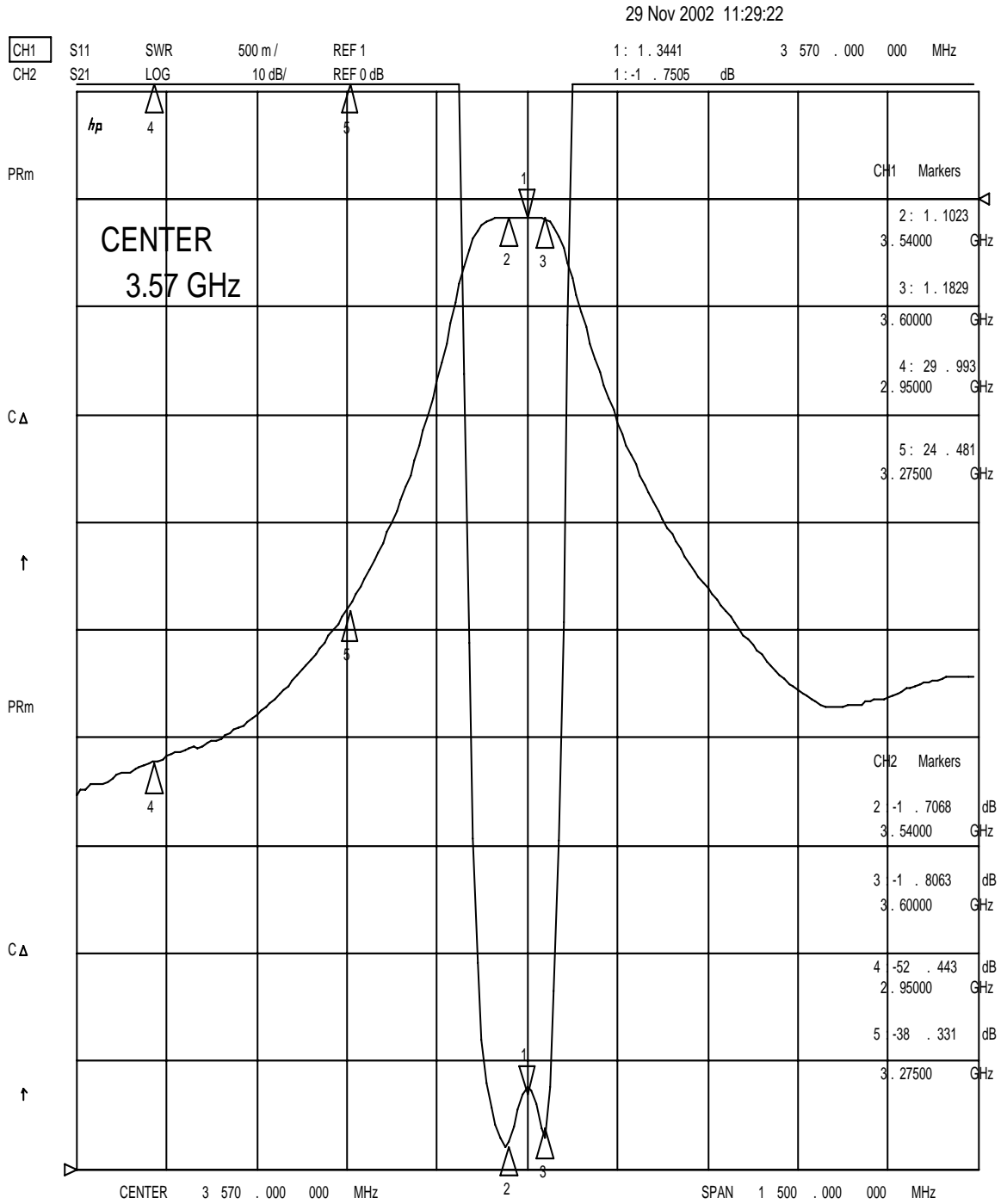
BOTTOM VIEW



CUSTOMER :
 PART NO. : BP63R3570S60BY
 DATE : December 2, 2002

WRITTEN BY	CHECKED BY	APPROVAL BY

3. DATA.



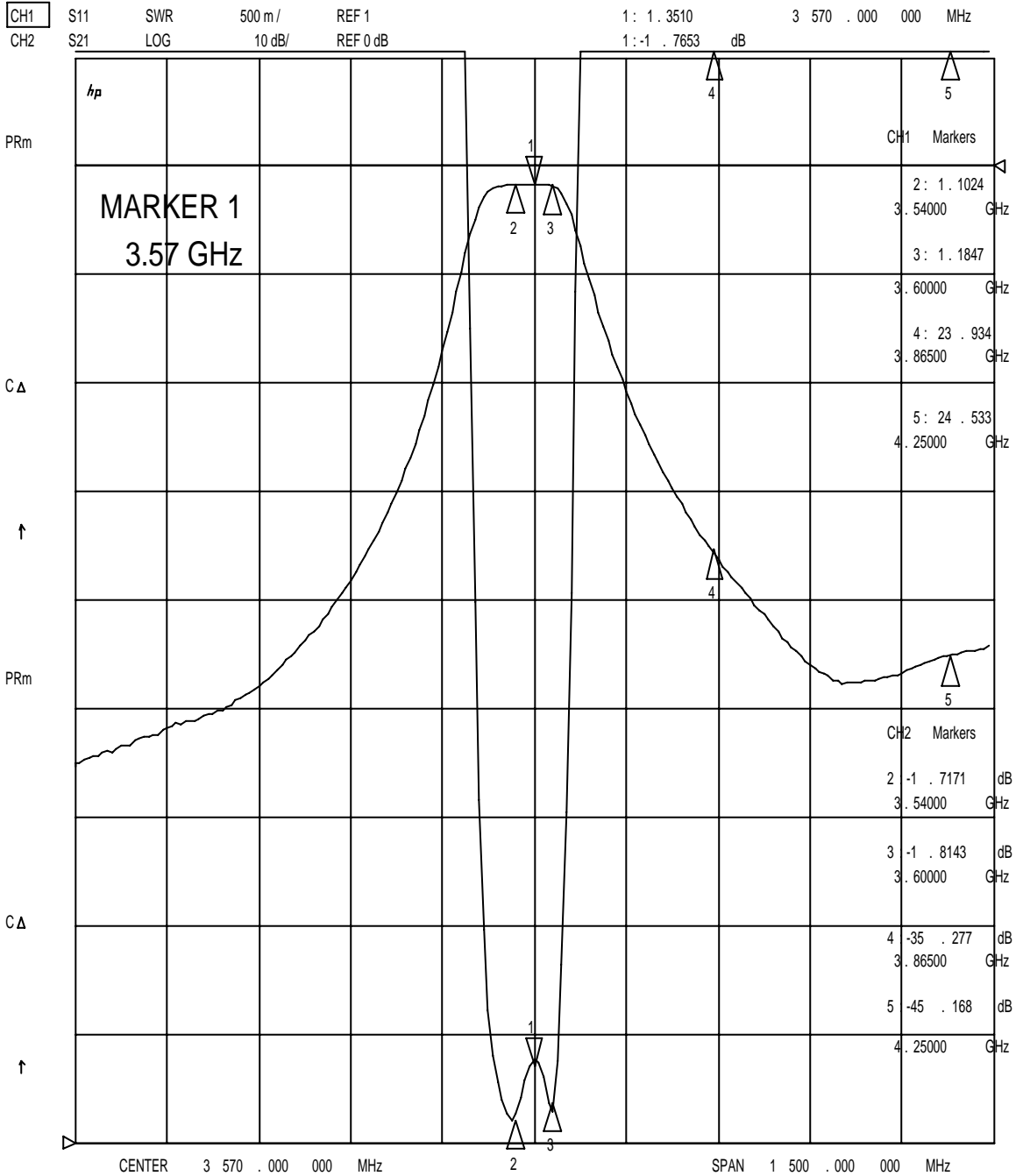
CUSTOMER :

PART NO. : BP63R3570S60BY

DATE : December 2, 2002

WRITTEN BY	CHECKED BY	APPROVAL BY

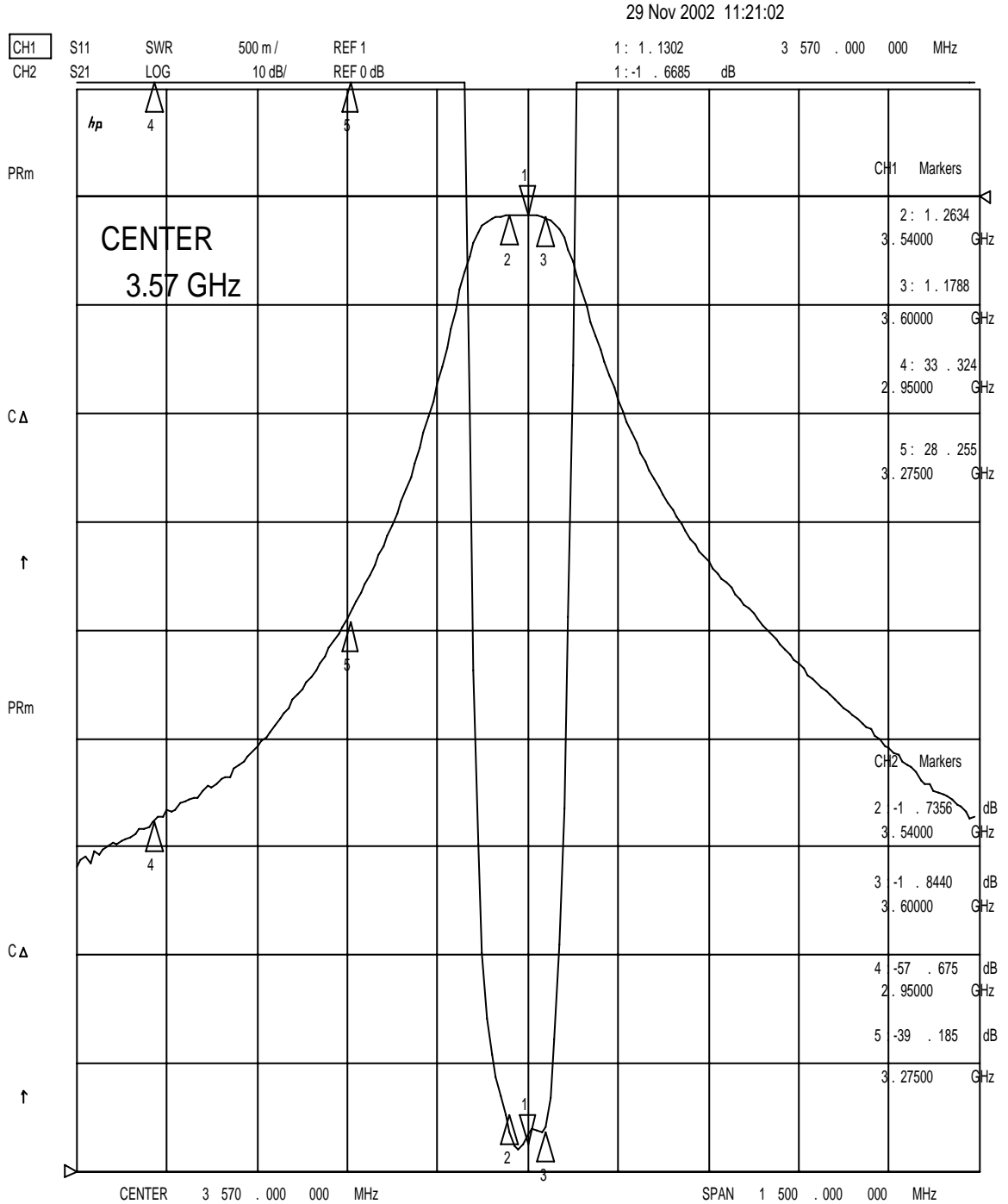
29 Nov 2002 11:29:43



CUSTOMER :
 PART NO. : BP63R3570S60BY
 DATE : December 2, 2002

WRITTEN BY	CHECKED BY	APPROVAL BY

(Removed Resistor)



CUSTOMER : _____
 PART NO. : BP63R3570S60BY
 DATE : December 2, 2002

WRITTEN BY	CHECKED BY	APPROVAL BY

(Removed Resistor)

